

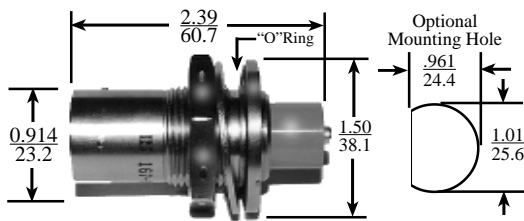
Series

401
HI-REL

40 KVDC

Altitude Rated
For Military/Aerospace Applications
Operating Temperature:
-55°C to +125°C

Receptacles

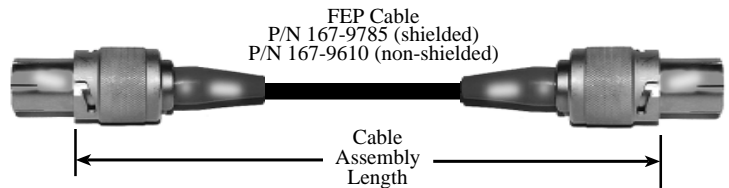


P/N 167-9833 Sealed Rear Mount Receptacle

Receptacle Attributes

Operating voltage: 40 KVDC up to 70,000 ft.
Pressure: Sealed for 15 psi differential pressure.
Maximum leakage: 1 X 10⁻⁶ cc/sec. He.
Mounting: Rear mount. Requires 1.010" diameter hole or optional "D" hole (shown)


Cable Assemblies



Series 401 Shielded Double-Ended Cable Assembly

P/N 167-8793 (shown) uses shielded .150 Dia. FEP cable and Plug P/N 167-9831

P/N 167-8795 Uses non-shielded .150 Dia. FEP wire and Plug P/N 167-8899



Series 401 Shielded Single-Ended Cable Assembly

P/N 167-8794 (shown) uses shielded .150 Dia. FEP cable and Plug P/N 167-9831

P/N 167-8796 Uses non-shielded .150 Dia. FEP wire and Plug P/N 167-8899

Series 401 Cable Assembly Attributes

Operating voltage: 40 KVDC up to 70,000 ft.
Mating connectors: Mates all series 401 receptacles
Ordering: See Cable Assembly Ordering Information, below
Bulk cable: See p. 40 for ordering and specifications

Cable Assembly Ordering Information

Order by Part Number
Use "F" for feet, "N" for inches.
Example: Cable Assembly 167-8793 10 feet 8 inches in length, is ordered as **P/N 167-8793-10F-8N**